

The Bridge

Dec 2018

ST. BRIDE'S

Welcome to the **latest** issue of The Bridge Newsletter, packed with photos and stories!

Welcome!

Hasn't Term One flown by so quickly!

You will certainly have plenty to read about in this issue of the Bridge Magazine, which for the first time will only be available to read online on the School Website. Due to the rising costs of publication, in these times of austerity and, in order to become even more 'ECO friendly', we are no longer printing copies of the magazine for all families. I will review this decision in the coming months and am happy to hear feedback from children & parents regarding the online only version of The Bridge. In the meantime, enjoy the articles and photos in this edition.

Wishing you all a Peaceful Christmas and Happy New Year!

Mrs MR Quinn



Christmas Shoe Box Appeal

Yr. 6 joined forces with St. Bridget's GAA to support the St. Vincent De Paul Christmas Shoe Box Appeal. The pupils, in groups, decided who they would like to fill a box for, a lady, man, boy or girl. They then filled their boxes with toiletries and some chocolate surprises. Sixty beautifully wrapped boxes were sent to the St. Vincent De Paul. These will help to make Christmas easier in some households. It's important that we remember those less fortunate than ourselves at this time of year. Well done to the Yr. 6 pupils for showing their initiative and trying to ensure everyone gets to feel special at Christmas.



The Bridge

Year 1 Meron's Human Number Line



In Yr. 1 we have been learning to count to number 10. We have been looking at the different numbers and what they look like. We have been making a human number line in the playground. Some people turned around and we had to guess what number or numbers were missing! We can count up to 10 and back down to 1. We also know what sets of a number look like, we know that a set of 3 is more than a set of 1.


By Yr. 1 M



Year 1 Shankelton Learning about SATPIN

We have been having lots of fun in our class learning about our letter names and sounds. We used paints, chalk, shaving gel and rice to write the letters. Everyone loved the shaving gel!

We played 'Fishing for Phonics', used SATPIN Show Me Fans and threw beanbags to knock the letter cones down to help us recognise the letter names and sounds. It was such good fun.



The Bridge


Our Eye Pictogram

We are learning how to sort in class, so for fun we went into the playground and sorted our class into eye colour groups. More people had brown eyes in our class, We had lots of fun sorting ourselves into groups. Only 6 children had green eyes. We made a human pictogram.

Yr.1 O'D G



Year 1 Wynne Create Firework Display



Yr. 1 Wynne have been loving getting outdoors this term. In the Nursery Playground, we created our own very own firework display using paint. We used paintbrushes and paint to splatter the paint on to our card and create the fireworks. We used lots of different colours to make our display very colourful. We took it in turns to use each colour and then pass it on to our friends. We put our firework display in the hall for everyone to see. We are very proud of our display.



The Bridge

People Who Help Us Visit Year 2

Yr.2 O'Prey have been learning about People Who Help Us. On Friday Anna's Mum told us about her job. She is a geriatrician. This is a special doctor who looks after old people. She works in a hospital and uses a stethoscope and injections.

On Wednesday Elliot's Mum came in to tell us about her job. She owns a café. It is called Boden Park. She showed us the big sack that the coffee beans come in. We learned that the coffee beans are green until they are roasted in a very hot oven. She uses a pen and paper to note down everyone's order. Mrs O'Prey said it would be fun to go on a trip to a café.



People Who Help Us

Yr.2 have been learning about people who help us. Mr Shearer came to our class to talk to us about the job of a lollipop man. He told us how to cross the road safely. We even pretended our story mat was the road and practised walking across safely. It was great fun. Mr Shearer is a brilliant lollipop man!

Yr.2 T



Merry
Chris**mas**

The Bridge

What a Busy Term




So far in Term 1 of Yr. 2 we have visited the Ulster Museum to see Stuftee the dinosaur to learn more about our bodies and how they work. We went next door to the Windsor Tennis Club for tennis lessons. Niall



from Fundamentals taught us new games and how to jump and land safely. We prepared, rehearsed and took part in our Yr.2 Prayer

Service in Derryvolgie Hall with our parents. After Halloween we began rehearsals for our Nativity Play. Our class had visits from Explore Learning where we learned how to become fearless learners. Fergus' mum is a scientist and she talked to us about her job as an immunologist. Daniel's mum also came to the class to tell us about her job as a dentist. Yr2 Meehan love Activity Based Learning



and we took part in a variety of role plays. In Music we have learned about composers such as Strauss and Radetzky as well as learning many songs. In Literacy we can now write a recount and a report. We have been reading both fiction and non-fiction books as well as traditional tales. Numeracy also features heavily in our busy lives - adding, subtracting, recognising and naming 2D and 3D shapes, learning about time and much more. Christmas holidays.... we are ready for you...

Houses and Homes



In school we have been learning about houses and homes. We have been learning about different types of houses like semi-detached and terraced. We went on a school trip to Cultra and learned about houses in the past. In school we even got to build our own houses. We helped each other because it was a bit tricky. Daniel's house was made out of cardboard and wrapping paper. Luke's house was made out of cardboard and we stuck the pieces together with glue and tape. We even put food inside the house for people to eat! We had lots of fun.

Daniel and Luke Yr.3 O'H



The Bridge

Eureka!



In Mrs McAllister's Year 5 class we did an electricity experiment on circuits. In groups we were given a challenge. We had to make a simple circuit to make a bulb light up and we were only given three components: one bulb, one battery and one crocodile clip wire. It was so hard that nobody thought they could do it! But they all thought wrong! Mrs McAllister gave us time to think the problem out.

When Mrs McAllister was just about to help the class with a useful tip at the demonstration table, we, (Marcus and Aoife) got the bulb to light. We were so proud of ourselves and everyone was excited! It was a eureka moment! Since we were able

to get the bulb to light, Mrs McAllister asked us to do the class demonstration instead. We lit the bulb by connecting one end of the crocodile clip wire to one end of the battery and joining the other end of the wire to the metal part of the bulb. When the bulb had lit everyone clapped, went back to their seats and tried again. In the end everyone got it! When we got it, we felt so excited we actually screamed!

We all drew our simple circuit and labelled it. We wrote about what we did in the experiment and everyone needed to spell our names in their reports! Since we were the first to complete the task, Mrs Pearce asked us to do the write-up for the School Magazine and that's how we came to do this!

Aoife and Marcus

Yr. 5 Mc A

Sound Sandwich Fun in Year 5



In Yr.5F we've been learning all about Sound in our World Around Us lessons and we've also been learning all about procedures in our Literacy lessons. We thought we could put the two things together and work on a procedure for making our own instrument - It's called a 'Sound Sandwich'. A sound sandwich is an instrument that vibrates an elastic band to create a strange buzzing noise. We loved making it, it was lot of fun! If you would like to know how to make one, why not come and ask one of the Yr.5F children and they could show you how. You'll need some lolly pop sticks and elastic bands and a lot of breath!

The Bridge

Fitness 8



For the last 5-6 weeks' in class, Yr. 5. Mc Closkey participated in the Fitness 8 Programme. Stafford was our coach he gave us great tips. On Thursday the 25th of October we went to the P.E.C. on a bus provided by the organisers

When we arrived we were split into groups and participated in all the activities with seven other schools. There were lots of different things to do but our favourite activities were hurdles, bunny hops, and all the food tasting.

The first activity for my group was the Oral Health Lesson and the second the bunny hops. I really liked that one. Then there was blind food tasting which I enjoyed too. The last one

was the relay. We were timed during it. Finally, when everybody had completed all the stations we got a bag with an orange, a healthy eating booklet and water. Then we all had our break and got onto the bus. On the way home we were all tired and did not want to go back to school. It was a fantastic trip and everyone had a great day out. Lucia and Gabrielle Yr. 5 Mc C

It's Fun and Games in Year 6



This half-term our class Yr.6 D have been using Lego in several of our lessons. In our Practical Maths work, we used Lego bricks to help us to explore and visualise equivalent fractions. In WAU we have been constructing alarm systems. The alarm was designed to go off whenever a priceless Viking artefact was taken off the platform. To do this you needed to open and close the electrical circuit. This meant we had to construct an elaborate switch. There are multiple methods to do this but they all require two metal pieces touching to set off the buzzer of the alarm. Lots of people in our class have been covering the switch with boxes made of Lego. We very much enjoyed using Lego in our learning and hope we may use it again! Yr.6 D



Weaving like the Vikings!

On the 1st of November we started a new art topic with Mrs Harrigan. Our topic was weaving because we are studying Vikings in W.A.U and the Vikings made clothes from weaving. Usually people weaved from wool from sheep. Each table had 6 balls of wool. There was orange, blue, black, white, red and magenta. Liam used all of those colours and I used white, orange, and magenta. On the first day of weaving we were introduced to the loom, on which we attached string to the top and bottom. We then weaved under, then over repetitively until we finished the line. Most of us got a quarter way done although, by the second day most of us had our cloth half way done. By the last day we were finished and tried to take it off. Taking it off was quite hard because we had to tie lots of knots in pairs of string. When some of us were finished taking it off we were brought over to Mrs Harrigan to get introduced to squared weaving. It was basically weaving using a different technique and shaped in squares. When we were finished it looked like a hamster blanket. Rionach actually put her hamster under the blanket! We really enjoyed weaving. We hope to do it again and use combined pieces to make a human-sized blanket and give it to a homeless person.

Rionach and Liam, Yr. 6McM



The Bridge

Houses and Homes

This term we have been learning all about different Houses and Homes. We have gone to Cultra on our school trip to see old houses, shops, a bank and lots more buildings. We have discussed unusual homes that can be found in the world and drawn pictures of them in our homework books.

The one task that was the most fun and the messiest was when we were combining

- 1) Houses and Homes topic,
- 2) Being an Eco School and recycling,
- 3) Learning about 3-D shapes.

We made detached houses, castles, flats and semi-detached houses out of lots of cardboard boxes from home! We were able to discuss the 3-D shapes as we were sticking them together and chat about the doors and windows when we were painting them! Some of us even got paint on ourselves as well as our boxes but our mums didn't mind.....we hope! **Yr.3 Mc N**



Quantum Theatre and The Half Pint Kid

On Friday 26th October Mrs Merron arranged a special treat for the Yr.3 and Yr.4 children. A theatre company named "Quantum



Theatre" came to perform a show that was full of fun maths facts and games. The show was based in the Wild West and the main character was

The Half Pint Kid. We got to investigate, place value, addition and subtraction, tables and fractions as the Half Pint Kid tried to track down the missing loot. It



was a fun morning and a great end to Maths Week. Thank you Mrs Merron.

Yr.4 Mc I



The Bridge

Nursery Wildlife Visit



Debbie from Debbie Doolittle's Wildlife Rescue visited the nursery to talk about all her lovely animals that she has rescued. This is Peter the Rabbit.

As well as a hedgehog, a rabbit, a ferret, and an owl, she brought along her 7 year old fox, Linney, who thinks she's a human! Linney loved getting tickled by our nursery children...just look at that smile!



Year 6 Raid the Ulster Museum

We went to the Ulster Museum on the 18th September 2018 to learn about the Vikings. When we got there, a lady took us to a little room where we sat on coloured cushions. She had a power point ready for us about the Vikings. She told us about the Monks, Viking weapons and Viking Homes. Their houses were called Longhouses as they were about 50ft long. They didn't have separate rooms - they might have had a sleeping area in one corner and a cooking area in the middle of the house. The Vikings didn't have fridges so they used to dig little tunnels underneath their houses that were very cold. They used these tunnels to store butter, cheese, etc. The lady told us about the weapons they used and as she called them out, some people got to hold them. The Vikings used axes, swords, daggers and spears, as well as shields and helmets (with no horns - this is a myth!). Only the rich Vikings had chainmail armour. Poor Vikings didn't have body armour.

We also learned about Christianity and monks' churches called monasteries. The monks got up at 6:00 a.m. to go to mass and they went again at midnight. When the Vikings came and raided, they would barge through the walls, destroy the churches and set them on fire. The Vikings loved it when they found a little gold box. This was because it was very valuable. There was usually a little message inside the box (a keepsake) but the Vikings didn't value these so they would throw them away.

Next was Viking clothing. The males wore long t- shirts, leggings, a satchel and a hat like a sleeping cap. The women wore a long dress, an apron, a rope around their waist and if they were married, they wore a cloth to tie their hair back for cooking etc. At the end we got to ask some questions. Then we had to go back to school. It was really fun to learn about the Vikings from an expert because we learned so much from one person. It was great because when we left we had five minutes to spare and so we got to look around for a bit. We all walked back to school. I personally thought it was a really interesting and fascinating trip.

Maebh & Pixie Yr.6 Mc K

The Bridge

Anti-Litter Workshop

Yr.7 Graham had an anti-litter talk with Corina from Belfast City Council. We had the presentation in the classroom. First, we played a game called the Rotting Litter guessing game, where we had to guess how long it takes for different types of litter to disintegrate. We also talked about how litter harms both humans and animals. We were then shown videos about Henderson Island and the effect on the island that was caused by litter. It is covered by 38 million pieces of litter. We must work together to help keep and protect our environment.

The only
cure for
LITTER
is you.

The Problems That Are Caused By Litter



Lots of humans and animals are being hurt by litter. This is a growing problem. Humans are being harmed because dog poop is being left on the ground and the bacteria from this could make them

very sick. Animals are being caught in and also eating plastic. Litter also creates a massive problem in the environment. Henderson Island has become

polluted and waste has been spread all over and underneath the surface. The island is covered in 38 million pieces of litter. Companies are trying to stop or have stopped using plastic which is vital in helping the environment. Our school is an eco-school but, to keep our flag, we must continue to work hard to reduce litter.



Polyhedron Investigation



In class we had to do an investigation on the 3D shapes found years ago by Plato. All Plato's shapes used the formula found by the famous mathematician, Euler. The

formula that Euler created was $F+V-E=2$. All Plato's shapes are congruent

polyhedrons and have no dents because, if the shapes have dents, the formula won't work. Our task was to find the formula and use it to answer questions. Once we finished the questions we started the evaluation on what we learned and what we could improve in this task. Whilst some people were finishing up, some of the children started to get creative like Fionn, Oliver and Felix, they built a giant sphere called a rhombicosidodecahedron.



The Bridge

Mindfulness and Meditation in Year 7

This term in class we have had a lot of fun doing mindfulness and meditation! Coming up to the transfer test, a lot of people in our class have been quite worried and stressed. So Mrs Mackle found a website called GoNoodle that we've been using before our Practice Papers. GoNoodle has a section called 'Test Best' and teaches us positive thinking, how to build your confidence (especially before a test!) and breathing techniques to help with our nerves. GoNoodle also helps us feel like we can do it and makes everyone feel positive and strong. We learned how to do yoga 'warrior' poses too which help us feel strong. Our class really enjoys GoNoodle - you should check it out for yourself! It really does help our class be calm and sensible.

We were also so lucky to have a parent Collette (a Yoga teacher) come in and teach our class sessions on mindfulness.

Once it was such a coincidence because she came in and we were just finishing making our prayer rocks in Religion, so we also got to use them in our meditation that day as a focus! Collette helps us all, She has such a relaxing voice and we love her coming in to our class. Meditation really helps our class calm down when we are stressed. Try it out for yourself!

Leo and Tallulah Yr.7 Mk



The Viking Workshop

Yr. 6 Mc A recently went on a school trip back in time to a Viking workshop. When we were there, we really felt like we were in Viking times. There were lots of activities like dressing up, sword fighting, chainmail relay, weaving bracelets, making spears and grinding wheat. First we grinded wheat and while we did that, the others tried to make a spark with flint and steel. The second task was to dress up as Viking warriors and women using original materials. Then we got to make a brilliant spear and practised our sword fighting skills. It was a lot of fun. We all learned a lot and helped us to 'become' Vikings.



The Bridge

Super Hurling Time

On Friday 7th of December the Year 6 and 7 hurlers competed in a hurling tournament in Lisburn Leisure Centre. Our school had two teams competing and the first team played before the other. THEY WON 1-0! A fantastic start. After that our next team played and we won 3-2! We won most of our games, drew one and lost one. Two of the schools we played against were the Bunscoil and St. Aloysius. It was a great fun day and the time flew by as we were enjoying ourselves so much. At the end, we got our picture taken and most of the boys went on the school bus. Some of the girls travelled with Mr McElhatton and James' Dad.



It was wonderful to get out of school with our friends and compete in a hurling competition. We would like to thank Mr McElhatton and Mr McGurk for all their help training us this year.

Odhran and Katie

History of St. Bride's

This term, we learned all about the history of St Bride's. St Bride's Primary School was built in 1902, so in 2002 it was 100 years old! In 1999 the new Ashleigh building was opened. In 2015 Mrs Quinn became Principal. In 1902, pupils sat in rows unlike today because now we sit in table groups. There were black boards instead of our whiteboards and pupils learned arithmetic, writing, reading and religion. The school punishments were different in 1902. Mrs Turner told us about 'six of the best' where the teacher would slap your hand six times with a metre stick!! Of course it never happened to Mrs Turner. We are very glad we go to St Bride's now in 2018 and not in 1902 when it first opened!

Marwan and Fatin



Local Firefighters Visit Year 5

Firefighters from our local Lisburn Road Station visited the P5 children just before Halloween, to raise our awareness of fire safety in the home. They came to tell us about how important it is to stay safe around fire and what to do if there is a fire. They reminded us about our fire safety bed-time routine. Here are some tips on how to keep safe from fire:

Check your fire alarm every week - Remember, thumbs up on Friday!

Check your batteries yearly.

Turn off all sockets and blow out candles before you go to bed.

Always have a fire escape plan route.

Close all doors when you are sleeping.

Finally, remember to stay safe around fire!

Anna & Ty



The Bridge

Change

As part of our Term 1 learning, Yr.4 McKeating looked at changes. We thought about all the changes since Yr.3 and then we used our poetry learning to write a poem about Yr4. We got into pairs and wrote rhyming couplets. It was great fun!

Every day we eat our break,
It takes a long time to make.
Our class loves each test,
Our class is the best.
Every week we go to tennis,
We hit the ball like Dennis the Menace.
We all wear our uniform,
It always keeps us nice and warm.
Our self-portraits are a little crazy,
We are never one bit lazy.
During all our Grow in Love,
We all have a glow above.
After last week's Friday test,
We each made a family crest.

When we all have our lunch
We like sit in a bunch
We love to go to ICT
We always finish just at three
Today I worked at our table
And we coloured our name label
This week I made a great bar graph
And we created a photograph
Oh gosh look at that large amount
I must focus on how to count
Our class has its own mobile
All our work takes a while
When I go to do my math
I sit beside the learning path

The Presents Are Being Made

The presents are being made
Like stars that shine and fade,
For kids a mountain of candy
And for parents a bottle of brandy.

The elves are working hard,
Being careful not to miss a shard.
Children start to fear,
If they've been good or bad this



year.

Santa Claus inspects each toy,
So he knows it will bring some joy.
Then he inspects again and again,
Walking back and forth,
Like one of the wooden men!
Gabe and Amelie Yr4G

Those Decembers

In December those burning embers,
Up above someone who loves.
Oh, who is it? Oh, who is it?
He might prefer the door!
Presents in a big sack,
With big packs of toys with Lego and teddies ,
But he won't prefer the embers.
I think he'll prefer the door!
Oh how he remembers those Decembers.
Small chimney holes,
Burning open fires.
And still he might prefer the door!



Eoin and Faye Yr.4 G



The Bridge

Cross Country Team Excel in Cross Country League



In early October 2018, our cross country team ran in the Antrim forum. The boys' A team came first. The girls' A team came second. Hugh came first, closely followed by Jude in third and Oliver in thirteenth. The girls' top scorer's were Lila, Ciara and Emily in ninth, tenth and eleventh. In the B team Joe came second. This meant we qualified for the next event in Lisnagarvey High School in Lisburn.

In Lisnagarvey the boy's team, despite being a man short, came first and the girls came joint

second. In the boys' race Hugh came second, followed by Jude in fifth and then Mark in nineteenth place. In the girls' race Lila came ninth, Ciara came eleventh closely followed by Emily in seventeenth. Then in the B race Joe came second again! So now we have qualified for the Northern Ireland Final in January 2019.

Girls' Gaelic Football Report

The girl's Gaelic team this year has been extremely successful getting up to the semi-finals. In the tournament we played many schools such as Carryduff, St John the Baptist and Christ the Redeemer. Sadly, we had been beaten by St. John the Baptist but we're sure that every girl that played had tried their very best to get up to that point. We played the majority of our games at Musgrave. We began in late September and we have been training nonstop on Monday afternoons after school. The matches were great fun, I'm sure everyone would agree.



Each game was very challenging but we got there in the end. We scored some very good goals and points. We have to thank Mrs McMahon for arranging the matches and encouraging us.

Cara and Isabella

League Success for Gaelic Footballers

Congratulations to our Gaelic footballers on claiming the 'A' league title for the fourth consecutive year. The boys turned in a series of fantastic performances to eventually defeat St. Anne's in the semi-final before reversing an earlier league defeat against Holy Child in this year's final. We look forward to 2019 and the Raffo Cup campaign. It's the highlight of the Primary School GAA season and the start of your 'must have medals' for your personal trophy cabinet in years to come. In previous years the star players in this competition get the chance to play on the Belfast Team that competes against Dublin Select in Croke Park.

