

The Bridge

CCMS/BELB

June 2014

ST. BRIDE'S CCMS | Belfast Education & Library Board

Welcome to the **Twenty-Second** issue of The Bridge Newsletter, packed with photos and stories!

A Message From the Principal, Mr Carswell.



Welcome to the final edition of the Bridge magazine for 2013-14 and my final message as Principal of St. Bride's. I can't say that the last eighteen years has flown in but I do sometimes wonder where it has all gone!!

There have been many changes in the school over those years, with only seven of the original teachers still in post from when I started!! The staff commitment throughout that time has enabled them to rise to the challenges the school has faced with great professionalism and great success. Our 2010 Inspection report confirmed the strong positive approach to providing the very best learning opportunities for all our children and we have continued to build on that process. Other external awards reinforce the school commitment to meeting the children's needs through the Investors in People, the NACCE ICT Mark and this year the Inclusion Quality Mark which we achieved at Centre of Excellence status (see article inside).

There are many things I will miss, but most of all, I will miss the children, who are a credit to themselves and to you their parents. I have loved getting to know them and building a strong relationship with them. I hope, along with the other staff, that I have provided a good role model for them for the future. They are fun, creative, bright, kind and enthusiastic about their school and their learning.

I will also miss a great staff, both teaching and nonteaching. I have enjoyed working with them, as they also are enthusiastic about their profession and the children in their care. Your children will remain in good hands.

I wish all our parents and their children the very best for the future and thank you most sincerely for the tremendous support you have given me personally over the years.

Paul Carswell (Principal St Bride's Primary School 1996 — 2014)

The Bridge

Mount Stewart Toys Visit



On Wednesday 7th May Nanny Thompson came to visit our class. She was from Mount Stewart and worked as a Nanny there. Long ago in Mount Stewart there lived a little girl called Mary, she lived with her parents and her Nanny was in charge of looking after her.


Nanny Thompson brought some of Mary's toys with her. They were really old! She had a lovely doll, made from porcelain and had real hair on top! Neal got to hold her, he had to be very careful as she was very delicate. She then showed us Mary's teddy, Oscar got a chance to cuddle him but he was hard, not cuddly like our teddies at all. He had no fluff on his body and his eyes were made from glass.

Nanny Thompson

showed us lots of old toys that the children in Mount Stewart could play with. She told us that many of them came from far away places such as London and Paris. Mary must have taken really good care of her toys as we were able to play with them.

Finally Nanny Thompson decided that we were such great listeners she would let us play with some of the old toys. The Jack in the Box really scared Mrs O'Neill. Mrs Debire loved the Jacob's ladder and Miss Osborne wanted to keep the Punch and Judy puppets. We loved playing with the Old Toys!

Thank you Nanny Thompson!



Yr1 O'Neill

Art Outside with



One sunny spring day Mrs McNamee gave us all special pages, pencils and our crayons and told us we were going on an 'Art Adventure'!!

We all went out to the front of the school and sat on the grass. Then Mrs McNamee told us we were going to draw and colour the horse chestnut tree. We have drawn the horse chestnut tree in different seasons before but it was always too cold to stay outside for long!! First we had to look at the tree and see how thick the trunk was and how tall the tree was.....it is taller than our school!!

Next we had to try to count all the leaves!! There were 100's and 100's and 100's!! Then we started drawing. We had to remember to draw a little and then look up and draw a little more and look up again. Mrs McNamee told us this was the best way to draw just like real artists!!

Finally we all came back inside and looked at each other's drawings.

Mrs McNamee said our drawings were great!
We all want to go outside and draw again!!



Yr1 McNamee

The Bridge

Visit to the Transport Museum



Nursery visited the Transport Museum. We saw lots of different types of transport.

We really enjoyed looking at and exploring all the different types of trains. We looked at models of boats and ships including The Titanic.



We played games and completed puzzles. Hamza and Luca made a hot air balloon picture.

The bus journey was fun too!



The Lifecycle of a Butterfly



Mrs Cowan's class watched tiny caterpillars grow into big hairy caterpillars. When they turned into a chrysalis we moved them into




We watched the chrysalis closely for 2 weeks. Then we saw them change into beautiful Red Painted Butterflies, one by one. one by one.



We loved looking after the 5 butterflies, but knew they were looking forward to going outside. We let the butterflies out of the 'Butterfly Garden' and into our school garden.



We think they are very happy in our school garden and are very busy smelling all the lovely summer flowers. They might even lay eggs that will hatch into caterpillars again!



Yr1 Mrs Cowan

The Bridge

The Gingerbread Man



In Yr2, we listened to the story of the Gingerbread Man. Then we retold the story in our own words.



The characters were the Gingerbread Man, the little old woman, the little old man, the cat, the pig, the cow, the horse and the sly fox. Cara's favourite part of the story was when the Gingerbread Man came to the water and met the fox. Ollie's favourite part of the story was when the Gingerbread Man was gobbled up by the sly fox. Next, we designed our own Gingerbread Man by using oil pastels to make our Gingerbread Man bright and colourful. We could choose if we wanted to make a gingerbread man or a gingerbread woman. Afterwards, we were given our own delicious Gingerbread Man to decorate. The most fun part was putting the icing onto our gingerbread man and eating it, just like the sly fox!



Cara and Ollie, Yr2 McMahon

Yr2 McDermott Music Morning.



We went to The School of Music on Friday morning 6th June. Miss McDermott and Mrs Toal came too. We had been practising our songs and sang along with some other schools that were joining us for a music morning. Each table got to play different percussion instruments.

The Bears played rhythm sticks, elephants had castanets and jingle bells, lions had triangles and the tigers had tambourines. We used these for the various songs we learnt.



We also had to perform a sound story. It was about The Teddy Bear's Picnic. We were taught to use a sound grid and we had to follow the pattern to know when to come in with the instruments to tell the story. Catherine played the xylophone and Grace, Mairead and Beth played chime bars. We really enjoyed the experience and our art work was displayed too.



By Lila Yr2. McDermott

The Bridge

Yr2 O'Hare have been using puppets to make up their own stories about 'Under the Sea'. Each group got a different puppet and then planned their stories. We all listened to each other's stories.

Drama under the Sea!

'In my story there was a very rich clam. He wanted a crown. We used a golden pebble for the treasure. There were some pirates. I had lots of fun.'

By Jack



"I liked when we told the story and did drama. My group had a starfish. We had lots of fun and told everyone our stories. My group was me, Mae and Owen."

By Odhran

We did drama by doing a story with puppets. It was fun in groups. The people in my group were Lila and Sephora and me. My puppet was a crab. My story was called The Broken Shell.'

By Anna

It was a fun day!

How to Make a Puppet

What I need

- Card with puppet design
- Scissors
- Felt tips
- Hole puncher
- Paper fasteners

Steps

1. Colour the puppet design.
2. Cut out the puppet shapes.
3. Punch 8 holes in the circles (ask an adult for help).
4. Match the arms and legs to their holes on the body.
5. Attach together using paper fasteners.

Check!!

Move its arms and legs from side to side to check they can move.



By Harisah Yr1 Mrs Cowan


The Bridge

Yr4 Clay Models

During one of our art lessons we drew a charcoal drawing of a biscuit. We then used coloured chalk to draw another biscuit. We brought in our own biscuits to observe them. Niamh even brought in six cupcakes!

The following week Mrs Harrigan gave us a cube of clay. To start our clay models we put it in our hand and tapped the corners using our palms, this was to make sure there were no corners. We then put our thumb in the middle and pressed against our fingers to make a thumb pot. After a while we flipped it upside down and made our icing for the top. We stuck it on using the cross bar method and slip. We completed our model by decorating the top of the biscuit.

The next Friday we painted our clay models. We used very bright colours and learnt about tinting and shading. We put our models at the back of the classroom to appreciate each other's work. I really enjoyed working with clay!



By Lucy Yr4 O'Hare



What is Yellow?

Yellow is a bun all iced up

Yellow is a chick as bright as
the Sun.

Yellow is hay, light and grassy.

Yellow is a holiday, a walk on
the beach.

Yellow is gold, all bright and
light.

Yellow is the colour that will
always rule.

There's no doubt about it.

Can you imagine living without it?

James Yr4 McD

Yellow Mellow



Yellow is the colour of a shining star,

Yellow is a trip in a brand new car,

Yellow is the sand at the golden beach,

Yellow is lemons so sour and sweet.

Yellow is the sunflowers opened wide,

Yellow is the yolk once it's fried.

Yellow is the sunlight shining bright,

Yellow is the moon that comes out at night.

Yellow is the colour of my tennis ball,

How dull would the world be without **yellow** at all!!!



Ella Yr4 McD

The Bridge

Eco garden



On Thursday 15th May Mr Carswell brought us to St Therese Primary school to look at their eco garden. We wanted to know what it looked like to have an eco-garden as we are hoping to have our own in St Bride's. We met the principal and the eco committee teacher. She told us about how to set up an eco-garden and gave us advice about the plants we could plant and other information about planters and vegetables.



Emily, Theresa and Thomas

She explained how we could make the garden child friendly with different areas to investigate. We really enjoyed this visit and came back to school to share the information with the rest of the eco committee. We are now planning to build an eco-garden at the Derryvolgie site beside the play park. We have to think carefully about what we want and we have started to think about planting different plants to attract mini beasts, and possibly having our own vegetable patch. We hope to have bird houses and a hut to sit in when we visit the garden.

Considerate Constructors Scheme



Pictured is Charlene Jones, Quality and Environmental, McLaughlin & Harvey and children from St Brides Primary School.

Charlene Jones visited the school as part of the Considerate Constructors Scheme which is a scheme was set up by the construction industry to improve its image. Charlene brought along a bird table which the school will place in our proposed Eco Garden. The school Eco Council hope to put the garden in place over the summer months or in early September. McLaughlin & Harvey also donated a box of construction toys which will be of great use in our structured play activities.

The Bridge

AN INTERVIEW WITH MR CARSWELL

Why did you want to become a teacher?

I had a great teacher in P7 called Brother Kenny who was very interesting and funny and I thought I'd like to do that when I grew up. I also really liked the idea of a job working with people.

Where did you teach before St. Brides?

I have taught in quite a few schools; St. Mary's Star of the Sea, St. Comgall's, St. Finian's, St. Peter's where I was Vice Principal, Holy Cross Boys' P S where I was Principal and then St Bride's. My most enjoyable teaching experience (after St. Bride's of course!) was in St Comgall's Boys' P.S.



What do you think has been your best achievement in St Brides?

Although it is not an award, I think my greatest achievement is seeing all the children leaving to be successful in their new secondary schools after seven wonderful years in St. Bride's.

What are your interests outside of school?

Most people would say this I think, my greatest interest out of school is my family and then sports; particularly golf at the moment. I also really enjoy reading, especially about history, as I find it fascinating.

What was your favourite subject to teach?

I really enjoy teaching Maths because I love the logic of it and it is great seeing the children's eyes light up as they understand how it works.

What will you miss the most about the school?

The thing I will miss the most is the people in the school, particularly the children and the staff.

Did you ever want to teach in secondary school?

I did teaching practice in a secondary school but I always preferred primary schools.

If you hadn't been a principal what would you have liked to be?

I think I would have liked to be a lawyer because I love arguing!!

What is your favourite part of being a Principal and which parts do you not like?

I love being with children and seeing them grow and learn. The only thing I don't like is the mountains of paper work!

Which country would you like to teach in if you didn't teach in NI?

I visited my brother recently in Australia and I think I would have liked to have settled there and taught.

Where is your dream place to live?

I would really like to live in New York because there is always something interesting to do and to see.

How did you feel on your last day of Yr7?

My school, St Mary's Christian Brothers P. S was closing down and we were the last class with 29 children in the school. Whenever we left, the school closed. After primary school I was going to go to St. Mary's Grammar School but coincidentally my grammar school took over my primary school, so funny enough, I ended up in the same classroom in Form 1 as I was in P7! That was a bit weird!!!

Whenever you first became Principal what did you want to change about the school and do you think you changed it?

I wanted to change the way that the teachers taught and modernise the school and, yes I think I did achieve that.

The Bridge

St. Bride's Primary School Awarded Centre of Excellence Status!!



Centre of Excellence



St. Bride's has been awarded Centre of Excellence status in its assessment for the Inclusion Quality Mark (IQM). The school is continually striving for improvement and challenging itself against external assessment, having been previously been awarded the NACCE ICT Mark and Investors in People (Bronze) Award.

The Inclusion Quality Mark (IQM) is designed as a self-auditing tool. Schools use the self-evaluation report to identify activities against the eight element headings. The assessment aims to validate the school's judgements and to allow an experienced assessor to interrogate the school information.

The assessor reported "St Bride's Primary School is an inclusive school that serves the needs of mainly, though not exclusively, catholic primary school pupils in South

Belfast. It is a truly inclusive school that has successfully included pupils from a wide variety of faiths and backgrounds, including non-Catholic and newcomer pupils over a period of several years.

There were many outstanding features of inclusive practice identified through the assessment, and I feel that a number should be highlighted. In particular I note the vision and enthusiasm for inclusion demonstrated through the Board of Governors and the Principal, who is ably supported by his Senior Management Team. I would draw attention to the high quality of mainstream teaching and learning observed, which demonstrated that the best elements of the Northern Ireland Curriculum are embedded in practice and being enjoyed by the pupils. This goes alongside a particularly strong learning support team approach, which is ably supported by a senior member of staff that takes care and consideration in its planning. They ensure that data is used effectively to ensure pupils who are at risk, or are in need, are identified early and appropriate and meaningful measures are put in place to meet the needs of pupils in a personalised way, through in class and withdrawal support.

It is remarkable how included Newcomer pupils and families feel in the school and many spoke with high regard for the positive steps being taken by the school to ensure the parents and their children are included in the holistic life of the school. Even though many barriers to learning may exist initially, the school takes proactive steps to ensure the best possible reception and transition for pupils.

I am firmly of the opinion that the school fully meets the standard required"

Mr Carswell said, "The school is delighted with achieving the award and especially at such a high level of recognition. It is a testament to all the staff in the school, both teaching and non-teaching and their commitment to providing quality educational experiences and highest possible outcomes for all its pupils"

The Bridge

Trip to the N. I. Water Treatment Works

On 23rd May 2014 Yr5 McAllister and Yr5 Duffin visited the Northern Ireland Water Treatment Works in Belfast.



It was really educational and we learned a lot. First we all went into the Water Heritage Centre where our guides, Anna and Jane, showed us a PowerPoint about the history of toilets and sewers. After that we were split into two groups. Anna's group went outside and my group stayed inside and



looked around the original water treatment works. Meanwhile the other group came in so my group was able to go exploring around the sewage works. We wore protective hats, gloves and jackets. I really enjoyed watching all of the dirty water being turned into clean water again. Did you know that dirty water from our homes has to go through this water treatment plant and undergo so many cleaning processes before it is allowed to be released out into the sea? I didn't! That is why this trip was so interesting. We all learned a lot and our class got a beautiful sunny day for our trip which was a lucky bonus. I would very much recommend the trip and I loved every second. We even got a special water bottle with their mascot H2O on it.

Thanks Water Treatment Works!!!

By Cara Yr5 McAllister.

Cycling Proficiency

Cycling is a great way for children to travel to school if it's not too far away. Yr6 and Yr7 pupils at our primary school can get the opportunity to learn to cycle safely on the road with Miss Wegwermer. Learning to cycle safely includes, starting, stopping, showing control, doing left and right turns and overtaking.

The cycling proficiency is every Monday at 3:15pm in the big Ashley playground. Only 12 people can join and you **must** have the essential kit - a bike, a helmet, a bell, well working brakes and finally a lock. The aim of



By Freya and Matthew Yr6 Doran



this scheme is to learn how to cycle safely. At the end of the scheme you do a theory and practical cycling test where you demonstrate how well you know your signals, turns, stops, starts and a cycle control test where you are tested on how well you can control your bike. After the test you will receive a certificate and a badge to show you can cycle proficiently.

The Bridge

Young Enterprise 'Our City' Competition



Recently, in Yr5 McAuley, we were the Belfast area winners of a Young Enterprise competition, in which we had to create and design our own business, setting up a restaurant. We were invited to W5, to compete against all the Northern Ireland winners. On the day, we presented our business idea to the judges. It was very nerve-racking but we all managed to stay confident and calm. After all schools had presented their business



idea, each group was awarded a framed certificate with their restaurant's name on it and a golden envelope containing a £50 voucher.

Whilst the judges were making their decision, there was a science show and a magic show in which Rohan was the magician's assistant! Then the winners were announced. Unfortunately we didn't win, which was disappointing, but we were all proud of ourselves for getting this far in the competition.

After we had our lunch, we were allowed to explore W5. We had a great time going around the different rooms and choosing to go on whatever we wanted!!

Everyone enjoyed the day. Thank you Young Enterprise NI and W5!!

Dervla and Eva Yr5 McAuley

Our Trip to the Titanic Centre

On the 29th May, Yr6 visited the Titanic centre to find out more about our WAU topic, Titanic. We went to



the exhibition first. We learnt a lot of things we never knew. For example, the more of the rivets workers hammered in, the more they got paid!!

We then saw models of the Titanic and examples of 1st, 2nd and 3rd class cabins.

After that we went on a realistic, old fashioned lift. From the bridge of the scaffolding we learnt that

some people climbed up the real scaffolding to get to their work station on the giant ship even though there was a lift that was new to them. In those days workers had no health and safety rights. We went up a lift to level four which was a copy of the original lift but safer.

At the top we went on a ride in little carts and learnt more facts as we were doing it! There were videos, realistic noises and models of the shipyard as we travelled. The ride was really fun and really loud!

Towards the end of the tour we went into a room that was like a cinema. There we watched a video of an explorer diving down to the underwater wreck of the Titanic. It was a very interesting video. The Titanic centre was really fun and we would definitely go back there!

By Aoife and Roisin Yr6 Graham

The Bridge



The Bridge

On Thursday 5th June Mr. McCloskey took our class to Croke Park in Dublin!!



The bus picked us up at 08:45. There were lots of adults including my dad (A Tyrone Supporter!). The bus had 60 seats. I sat beside Olivia and Lucy. Some people made loom bands on the way to Dublin. We stopped at the Apple Green Services for a comfort break and the adults bought coffee at the Costa. We got to play in the soft



play area. When we got back on board the bus wouldn't start but another driver fixed the problem and he was photographed by Japanese tourists!



When we arrived at Croke Park our tour guide Shane gave us a safety talk we donned our hi-viz jackets and off we went. Our first surprise was meeting Paraic Duffy (Director General of GAA) he kindly brought the Sam Maguire Cup to show us and have our photograph taken with. He knew Mr. McCloskey and Mr. Sidebottom one of the parents. On the tour of Croke Park we got to see the changing rooms, the players' lounge with a fantastic chandelier, the press box and we ran down the tunnel onto the side of the pitch.

Our next surprise was lunch in a corporate box overlooking the pitch, we had chicken and chips! Yum!

After lunch we went around the museum and got to see a lot of trophies and pictures of famous teams. We saw bits of video of old matches including one with one of our parents Mr. Blayney.

Mr. McCloskey allowed us to buy some souvenirs and then off we went to Portmarnock Beach!

The weather was sunny we played games like rounder's. Before we left we all joined hands to form a big line and then ran into the sea (just up to our ankles!) The parents drank more coffee in the hotel while we were having fun.

On our way home Mr. McCloskey sprang his last surprise, we stopped at the service station again and he bought us all an ice cream.

We got back to school at 19:00 wow! Such a great day, we will remember our best day trip ever!!!

By Eimear and Yr4McC

The Bridge



Aviation Trip



We visited the Ulster Aviation Society to help us understand the science behind planes. This would help us succeed in our flight project, too! When we first arrived, a man called Ernie introduced us. We were shown around by a man called Arnold. He told us lots of amazing facts about different planes and taught us about the history of flight. The plane that stood out for us was the Buckanier which flew up to 600mph!

We really enjoyed this trip and we hope we return again one day!

By Ronan and Donal Yr7 McGivern

Our Flight to Success!



Yr 7 has been a very memorable year for us but perhaps the highlight came on June 5th when we qualified for the final of the High Fliers Competition in W5. The whole experience started in February when we started learning about flight. Our challenge was to build a plane that had to be hand thrown and we were only allowed to use scrap material. The thought of this challenge made us very excited and we couldn't wait to get started. Our first prototype was made from a plastic bottle which was used for the fuselage and cardboard for the wings. When we tested it we realised that the cardboard was heavier than the bottle so it nose-dived. With a result we had to redesign our plane. Our winning plane was made from balsa wood, tissue paper and it was held together with balsa wood glue. When we tested our plane we were pleasantly surprised at how far it flew. At the final in W5 we were interviewed by a panel of engineers who questioned us on our design and the forces of flight. We found the whole experience different from what we expected but when the time came for us to be questioned it went very well. Although we were initially nervous we overcame it and were ready to be questioned. When we were questioned we answered them quickly and properly. When it came to flying our plane it flew tremendously well. We were extremely nervous waiting for the results and when we were called out as the winners we were so pleased and delighted. As overall winners we have won a private flight to the Farnborough Air Show to see planes such as the Spitfire and prize money for the school. This was an experience we will never forget.

By Antoin, Caleb and Stephen - Yr7 Granleese

The Bridge

The Sound Of Music

This year, St Bride's Yr7 teachers decided on performing the Sound of Music as our end of year show. We all worked very hard learning songs and dance routines, that helped create the show and set the scenes.



All of the Yr7 teachers with the aid of the lovely Miss Joyce worked tirelessly to recreate the Sound of Music St. Bride's style! After many auditions, (of a truly amazing standard might we add!): Lauren Toner and Pierce Finnegan were appointed the two lead roles. The full cast includes every child in Yr7 and every child got their moment of fame!



We want to give a special thank you to Miss Joyce, Yr7 Teachers, Miss Wegwermer, Miss Meehan, Mrs Mc Keating, Mrs Harrigan,

Mrs Quinn and of course our talented peers in Yr 7. Miss Joyce has been heard singing, "The Hills Are Alive," for many weeks now and we can assure you the school of St. Bride's is certainly alive with the sound of Music!



We hope you enjoyed our show just as much as we loved practising for it.



By Faye and Grace Yr7K

The Bridge

Sports Day at St Bride's

